

# Point-in-Time Count Overview

## January 22, 2020

**1132**  
Total People

**426**  
Emergency Shelter  
**33**  
Transitional Housing

**318**  
Out of Doors  
**332**  
Vehicle

**19**  
Abandoned Building  
**4**  
Jail or Care Facility  
Fewer than 90 Days  
(homeless prior to entry)

**495**  
Adults with a  
Serious Mental Illness  
**85**  
Unaccompanied Youth  
and Young Adults

**124**  
Adult Survivors  
of Domestic Violence  
**41**  
Veterans  
**532**  
Chronically Homeless

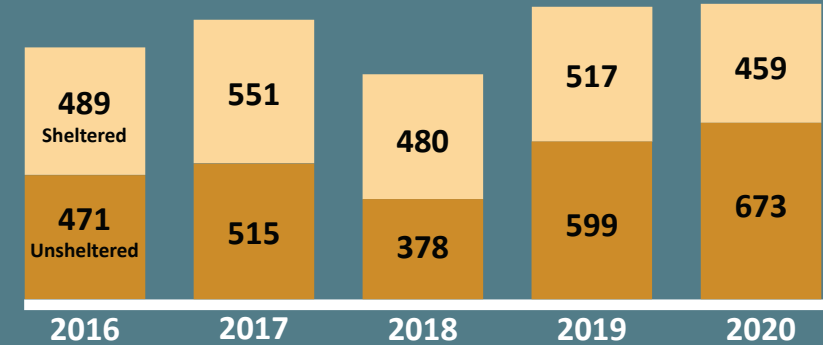
these **1132** individuals  
were in **897** households:

**92**  
Households with  
Adults and Children

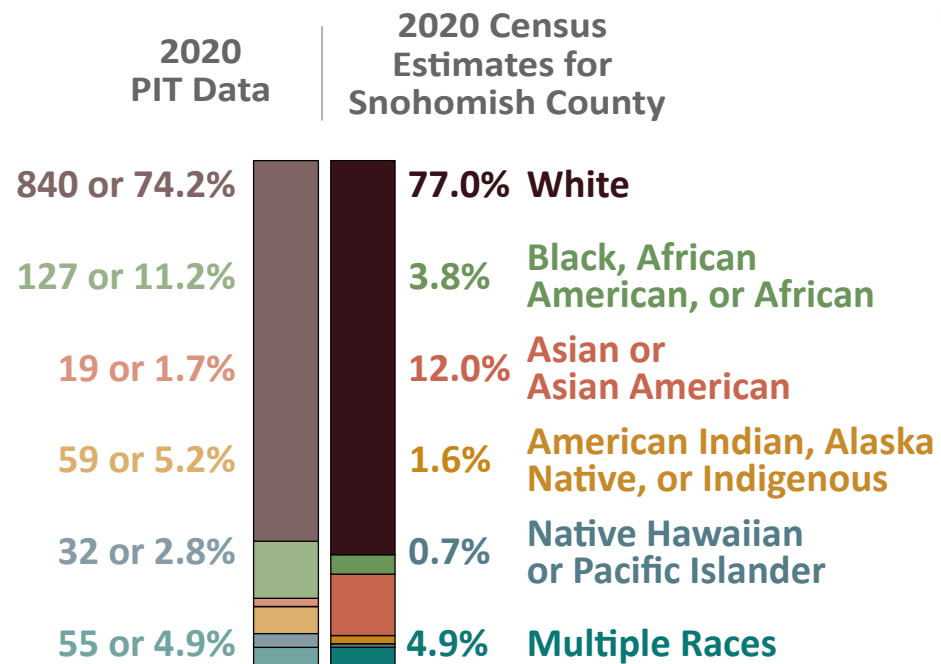
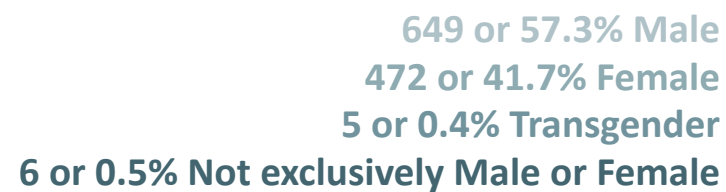

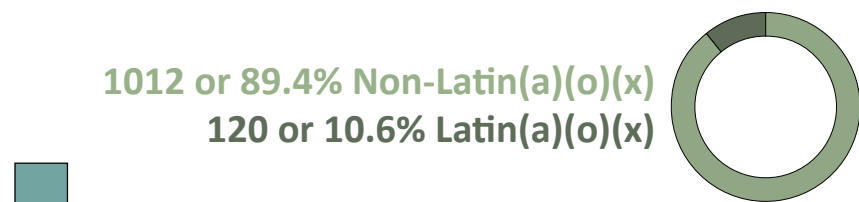
**29**  
Households with  
only Children

**776**  
Households with  
only Adults

### Snohomish County Point-in-Time History



these **1132** individuals were:



<https://www.census.gov/quickfacts/snohomishcountywashington>

		Where was your last permanent residence?													
		Everett	Marysville	North County	Highway 2 Corridor	Lynnwood	Granite Falls	Edmonds	Lake Stevens	Snohomish	Under 10 Responses	Balance of State	Other US State	Unknown	Total
Where did you sleep last night?	Everett	146	20	9	3	8	3	7	10	1	2	38	24	29	300
	Marysville	9	33	3	2	1	3		4	1		13	1	4	74
	North County	7	11	35	2	1	3		2	1		9	2	1	74
	Highway 2 Corridor	4			43					7		8	7	2	71
	Lynnwood	11	1	1	1	13		1	1		2	2	4	2	39
	Granite Falls	5	1	1	1	1	23		2			2			36
	Edmonds	3			2	3		5				7		4	24
	Lake Stevens	1	2				2		6	3		2	1		17
	Snohomish	2	1		5	1	5		2	9				1	26
	Under 10 Responses	2	1	1				1		1	1	4	1		12
Total	190	70	50	59	28	39	14	27	23	5	85	41	42	673	

To avoid the possibility of identification, areas with fewer than 10 responses have been grouped together. "North County" includes Arlington, Darrington, Silvana, and Stanwood. "Highway 2 Corridor" includes Gold Bar, Index, Monroe, and Sultan. "Under 10 Responses" includes Bothell, Maltby, Mill Creek, Mountlake Terrace, and Mukilteo.