

Point-in-Time Count Overview

January 23, 2023

1285
Total People

575
Emergency Shelter
19
Transitional Housing

390
Out of Doors
281
Vehicle

15
Abandoned Building
5
Jail or Care Facility
Fewer than 90 Days
(homeless prior to entry)

573
Adults with a
Serious Mental Illness
69
Unaccompanied Youth
and Young Adults

558
Adults with a
Substance Use Disorder

51
Veterans

129
Adult Survivors
of Domestic Violence

629
Chronically
Homeless

these **1285** individuals
were in **1028** households:

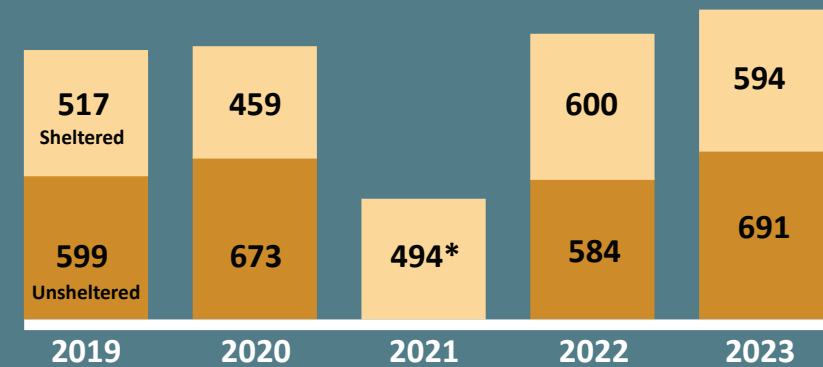
105
Households with
Adults and Children

15
Households with
only Children

908
Households with
only Adults

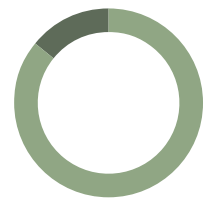
Snohomish County Point-in-Time History

*In 2021, the county was granted an exception from conducting the Unsheltered count due to COVID-19 safety concerns.

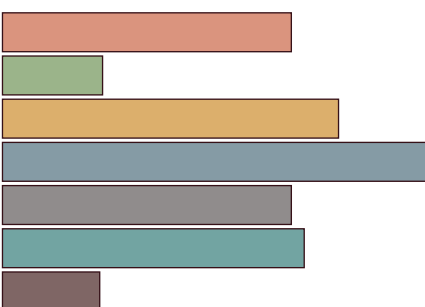


these **1285** individuals were:

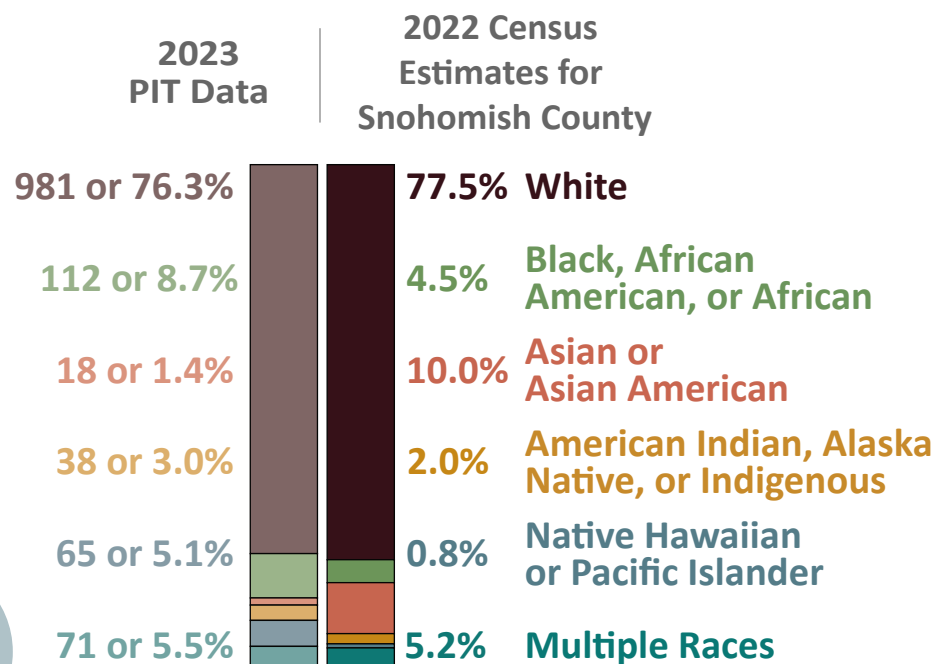
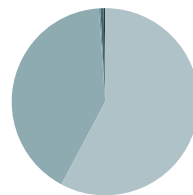
1106 or 86.1% Non-Latin(a)(o)(x)
179 or 13.9% Latin(a)(o)(x)



202 or 15.7% <18 years old
70 or 5.4% 18-24 years old
235 or 18.3% 25-34 years old
297 or 23.1% 35-44 years old
202 or 15.7% 45-54 years old
211 or 16.4% 55-64 years old
68 or 5.3% >64 years old



745 or 58.0% Male
526 or 40.9% Female
7 or 0.5% Transgender
5 or 0.4% Not exclusively Male or Female
2 or 0.2% Questioning



<https://www.census.gov/quickfacts/snohomishcountywashington>

2023 Unsheltered Population

Where did you sleep last night?	Where was your last permanent residence?													Total
	North County	Marysville/Tulalip	Granite Falls	Lake Stevens	Snohomish	Everett	Highway 2 Corridor	Lynnwood	Edmonds	Under 10 Responses	Balance of State	Other US State	Unknown/Unreported	
North County	26	15	1	3		9	1	3			13	2	5	78
Marysville/Tulalip	1	37	1	3		10	2	1			12	8	2	77
Granite Falls	1	1	8	1									2	13
Lake Stevens		3	3	3							1			10
Snohomish				1	3	1	3				1	1	1	11
Everett	9	19	2	9	5	126	2	10	1	7	34	15	94	333
Highway 2 Corridor		3		1	4	2	30		1	2	7	4	1	55
Lynnwood	1	3		2		24		16	9	2	19	6	3	85
Edmonds						3		2	1		2		6	14
Under 10 Responses						3	2	1		5	3		1	15
Total	38	81	15	23	12	178	40	33	12	16	92	36	115	691

To avoid the possibility of identification, areas with fewer than 10 responses have been grouped together. Where not identified separately, "Marysville/Tulalip" includes Smokey Point; "North County" includes Arlington, Darrington, Silvana, and Stanwood; "Highway 2 Corridor" includes Gold Bar, Index, Monroe, Startup, and Sultan; and "Under 10 Responses" includes Bothell, Mill Creek, Mountlake Terrace, and Mukilteo.