

In 1905 Carl Tillman came to America (MN) from Sweden and moved to WA in 1916. He first farmed in the Mt. Vernon area and in 1918 purchased 40 acres of upland east of Arlington at \$20 an acre.

Carl married Mabel Freburg and they had four children: Christina, Helen, Don and Marilyn.

They grew fruit for the family and had a herd of 30 dairy cows that were all milked by hand. The milk was sold to Carnation & Darigold. Carl slowly built up his herd and built a small barn and house. He later built a large barn and house. He worked at the Bear Creek Mill in exchange for lumber.

Carl's son Don started driving tractor at age 8 and took over the farm at age 15 when Carl had a stroke.

In the mid-1950s while Don was serving in the Korean War, he met Ann Newhart. Don and Ann married in 1960 and they had three children: Diane, Carol and John.



Early days of mowing hay with the 1928 Chevy after the horse died and Carl didn't have money to buy another horse (Carl is in the truck)



The land was cleared and fencing began



First Tillman house that later turned into the garage – horse stayed in the barn, 1930



Carl outside the 1948 milkinghouse



Don's first tractor (John Deere)




Big barn built in 1936; milking parlor added in 1967



Helen, Mabel, Don, Carl & Marilyn, 1938



Land clearing



Mabel & Carl




Chopping silage | 1955 Ford tractor | 1950 Chevy truck



Milking parlor, 1989



New parlor building, 1989



Barn today, 2019



Tillman Family Farm



Carl (Arvid) Tillman and Mabel Freburg Tillman
1918: Carl purchased the first 40 acres of the now 330-acre farm east of Arlington
1922: Carl and Mabel were married

Sold her share to Don



Christina
Died when she was a baby




Helen
1946: Married Cliff Rice



Don
1960: Married Ann Newhart



Marilyn
1956: Married Leonard Jensen




Diane



Carol
2013: Married Gary Tillman



John



Brock



Noah



Cody
2012: Married Michelle McDonald
1 daughter: Clara

Early on, Don needed lots of advice. He relied on the WSU county extension agents. The soil was so bad he was advised to put it back into trees, but he was not deterred. He researched and got as much information as he could on fields, soils, rotational grazing and seed variety.

In 1967 Don installed his first milking parlor and his first lagoon for dairy waste. In 1990 he installed his second milking parlor.

The farm has continued to progress and today the 330-acre farm is still an active dairy. Don and his son John farm an additional nearly 600 acres of leased land growing corn and grass for silage as well as hay.



Don & Ann Tillman, 2019