







**LEGEND**

-  Major High Voltage PUD Electrical Power Transmission Lines (115KV except for Arlington to Oso)
-  Railroad
-  Arterial Road
-  Incorporated City Area
-  U.S. National Forest
-  PUD SUBSTATION NAME



*Snohomish County disclaims any warranty of merchantability or warranty of fitness of this map for any particular purpose, either express or implied. No representation or warranty is made concerning the accuracy, currency, completeness or quality of data depicted on this map.*

*Any user of this map assumes all responsibility for use thereof, and further agrees to hold Snohomish County harmless from and against any damage, loss, or liability arising from any use of this map.*

*Produced by Snohomish County Department of Planning and Development Services, Cartography/GIS Services, fl.*