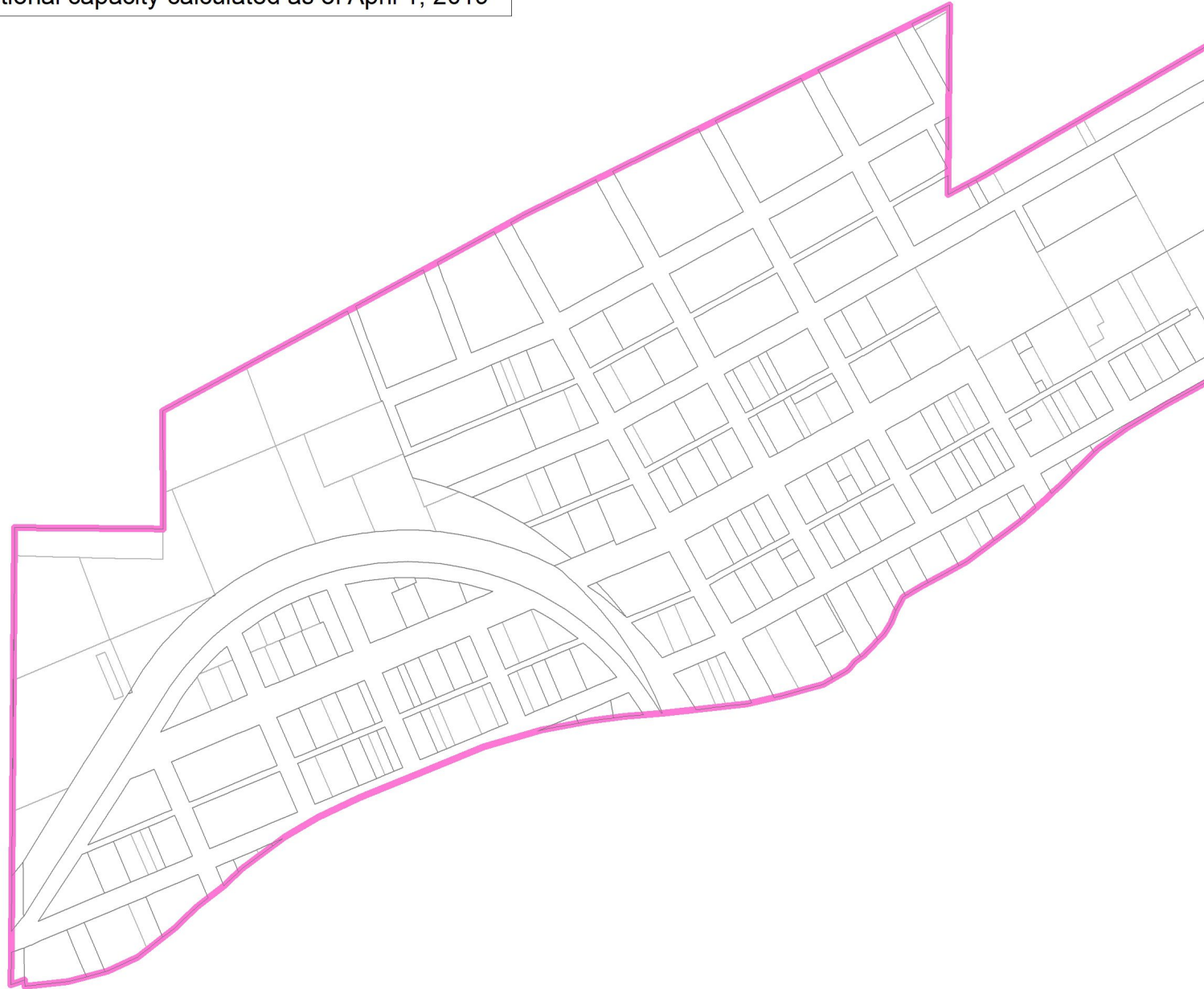







Additional capacity calculated as of April 1, 2019

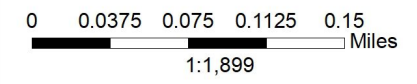


Legend

 Index_UGA_Bound

Additional Employment Capacity

-  0
-  1-25
-  26-100
-  101-500
-  501+



Snohomish County
DRAFT BLR 5/13/2021

All maps, data, and information set forth herein ("Data"), are for illustrative purposes only and are not to be considered an official citation to, or representation of the Snohomish County Code. Amendments and updates to the Data, together with other applicable County Code provisions, may apply which are not depicted herein. Snohomish County makes no representation or warranty concerning the content, accuracy, currency, completeness or quality of the Data contained herein and expressly disclaims any warranty of merchantability or fitness for any particular purpose. All persons accessing or otherwise using this Data assume all responsibility for use thereof and agree to hold Snohomish County harmless from and against any damages, loss, claim or liability arising out of any error, defect or omission contained within said Data. Washington State Law, Ch. 42.56 RCW, prohibits state and local agencies from providing access to lists of individuals intended for use for commercial purposes and, thus, no commercial use may be made of any Data comprising lists of individuals contained herein.